

The Heartbeat of Electronics

SiTime is Leading the World of Precision Timing

SiTime

Disclaimers

Except for statements of historical facts, this presentation regarding SiTime Corporation (the "Company") contains forward-looking statements, including within the meaning of Section 21E of the United States Securities Exchange Act of 1934, as amended, and Section 27A of the United States Securities Act of 1933, as amended. Forward-looking statements may include, but not be limited to, statements regarding the Company's business and operation, financial position, strategy and plans, and the Company's expectations for the timing market. These forward-looking statements are based on our current expectations and are subject to a number of risks, uncertainties, and assumptions. It is not possible for the Company's management to predict all risks, nor can the Company assess the impact of all factors on its business or the extent to which any factor, or combination of factors, may cause actual results to differ materially from those contained in any forward-looking statement. Accordingly, you are cautioned not to unduly rely upon these statements.

More information about these and other risks that may impact our business is set forth in our more recent Forms 10-K and 10-Q filed with the Securities and Exchange Commission. In light of these risks, uncertainties and assumptions, the forward-looking events and circumstances discussed in this presentation may not occur and actual results may vary materially and adversely from those anticipated or implied. Except as required by law, the Company undertakes no obligation to revise or update publicly any forward-looking statements made in this presentation.

This presentation and the accompanying oral presentation include certain U.S. non-GAAP financial measures. These non-GAAP financial measures are provided in addition to, and not as a substitute for or superior to measures of, financial performance prepared in accordance with U.S. GAAP. There are a number of limitations related to the use of these non-GAAP financial measures versus their nearest GAAP equivalents. For example, other companies may calculate non-GAAP financial measures differently or may use other measures to evaluate their performance, all of which could reduce the usefulness of the presented non-GAAP financial measures as tools for comparison. Please see the Appendix for a reconciliation of these non-GAAP measures to the most comparable GAAP measure.

This presentation may not be reproduced, forwarded to any person, or published, in whole or in part.

SiTime is a Pioneer of Precision Timing Disrupting an $11B[(1)] TAM

SiTime



- **Leading supplier to high-growth Data Center markets spanning AI compute and networking**
- **Diverse end markets addressing 400 applications and a broad customer base**
- **Solely focused on solving difficult timing problems with comprehensive product portfolio**
- **Leadership with 6th-gen silicon MEMS technology, programmable analog and systems innovation**
- **Strong growth momentum and operating leverage with history of consistent execution**

1. Estimated $11B total addressable market for Timing as of 2027. Dedalus Consulting, Frequency Control Components: Global Markets by Products, End-users, Applications & Competition: 2024-2030 Analysis & Forecasts.

Significant Momentum Since IPO Driven by Innovation & Execution

	SiTime @ IPO Successfully scaled Silicon MEMS Timing	SiTime Today Focusing on high performance applications with significant growth in Data Center
SAM [1] / Revenue Scale [2]	$1B / $84M	$4B / $327M
Cumulative Unit Shipments [3]	1.5B units shipped	4B units shipped
Breadth of Offerings	Oscillators	Oscillators, Clock ICs, Resonators, Software
End Customers	2 customers with >$5M revenue	11 customers with >$5M revenue
End Markets [4]	2019: IoT, Consumer & Mobile 65%; Auto, Industrial & Aerospace 23%; Communications, Enterprise & Datacenter 12%	2025: IoT, Consumer & Mobile 24%; Auto, Industrial & Aerospace 23%; Communications, Enterprise & Datacenter 53%

1. Based on SiTime internal estimates of serviceable addressable volume of each timing product informed by Dedalus Consulting market forecasts and SiTime internal data. SAM at IPO represents 2021E SAM. SAM today represents 2027E SAM.
2. Revenue scale at IPO represents 2019A revenue. Revenue scale today represents revenue for trailing twelve months (TTM) ending March 31, 2025.
3. Represents cumulative units shipped since inception.
4. Allocation of revenue is based upon the Company's customer and market analysis.

Precision Timing Created by SiTime is Critical in Today's World

Timing is the Heartbeat of Every Electronic System

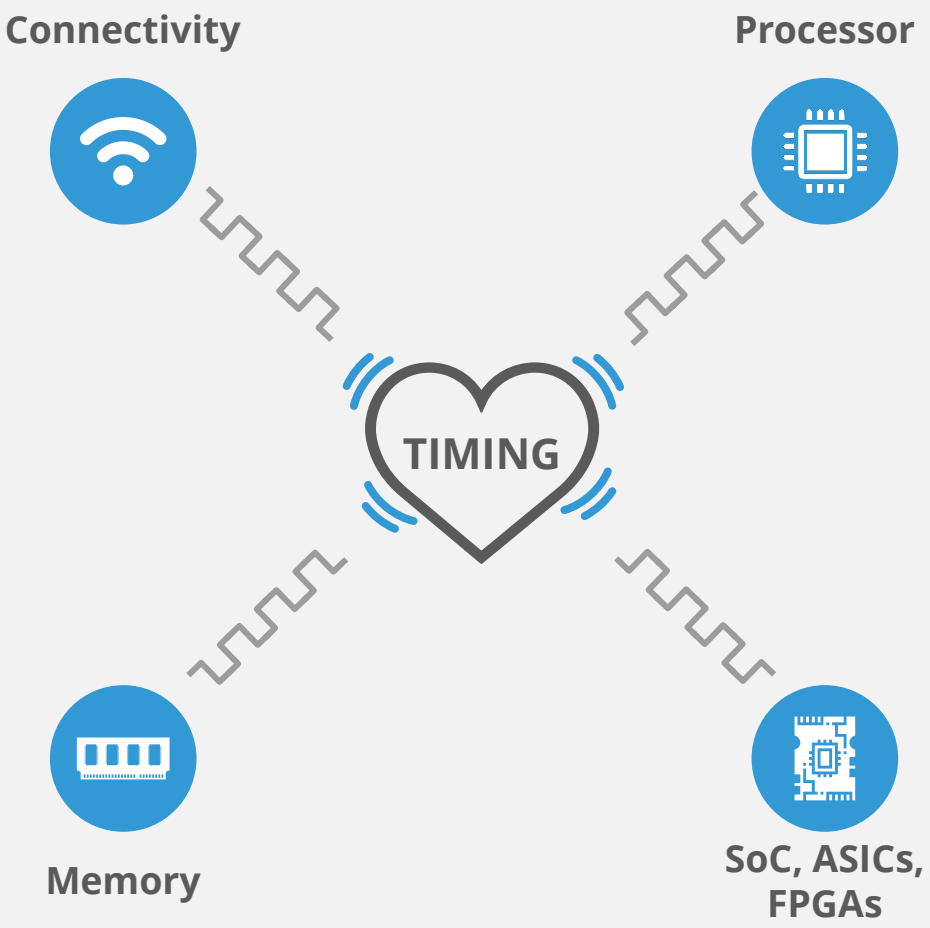

Precision Timing Solves Difficult Timing Problems

Real-World Requirements

- Faster Electronics
- More Complex Architectures
- More Demanding Environments

SiTime Advantages

- High Performance
- High Reliability
- Environmental Resilience

SiTime Technology

- 6th-Gen Silicon MEMS
- Programmable Analog
- Systems Innovation

SiTime is Disrupting a Large and Growing Timing Market

SiTime Products	Total Timing Market (2027E) (1)	SiTime SAM (2)

Oscillators

Majority of SiTime's Revenue to Date



$4B

CY2027E Oscillators Market Size

Clock ICs



$3B

CY2027E Clock IC Market Size

Resonators

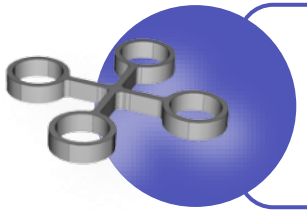

$4B

CY2027E Resonators Market Size

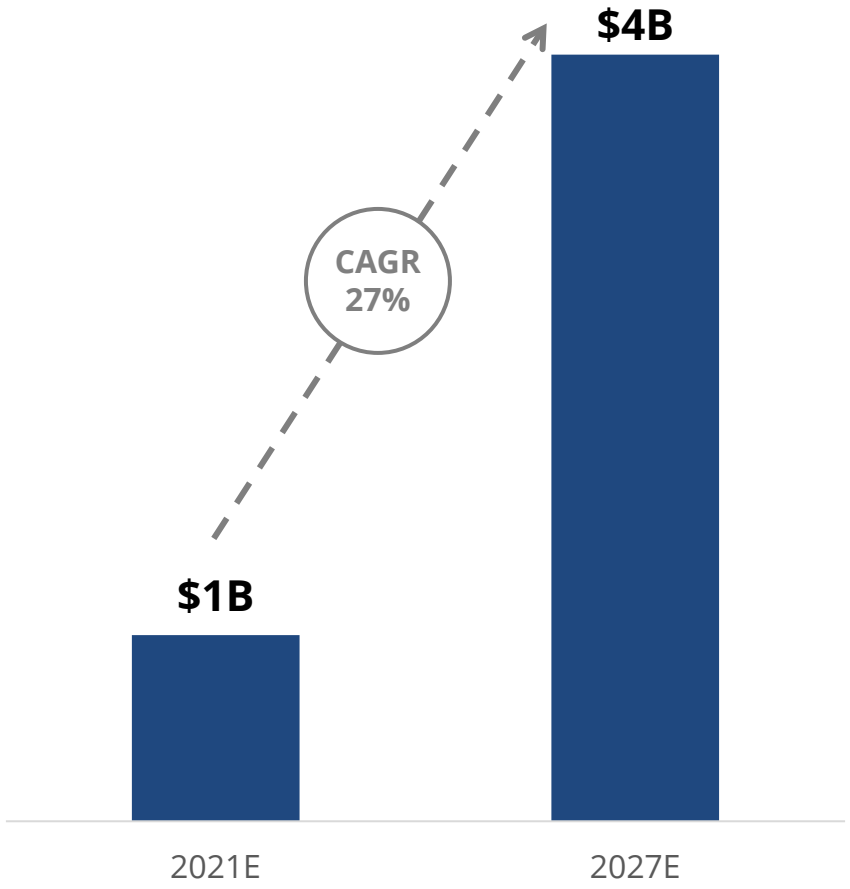

1. Estimates by Dedalus Consulting, Frequency Control Components: Global Markets by Products, End-users, Applications & Competition: 2024-2030 Analysis & Forecasts.
2. Based on SiTime internal estimates of serviceable addressable volume of each timing product informed by Dedalus Consulting market forecasts and SiTime internal data.

The Data Center and AI Opportunity is Rapidly Expanding

Significant Growth in Data Center Capex Spend

Global Data Center Capex ($B) [1]

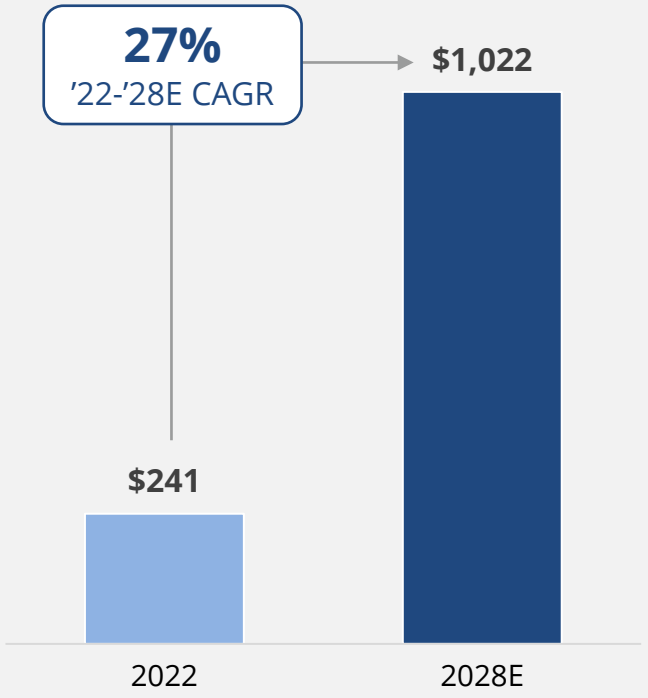

Rapidly Expanding AI Compute & Networking Semiconductor Revenue

Data Center Revenue of Major AI Semiconductor Players ($B) [2]

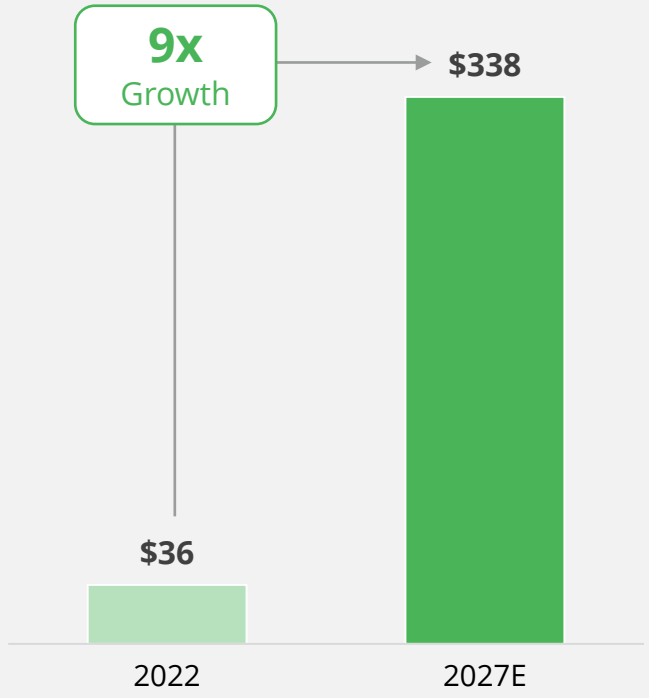

Increasing Requirements for Higher-Speed Connectivity

Ethernet Optical Transceivers TAM ($B) [3]

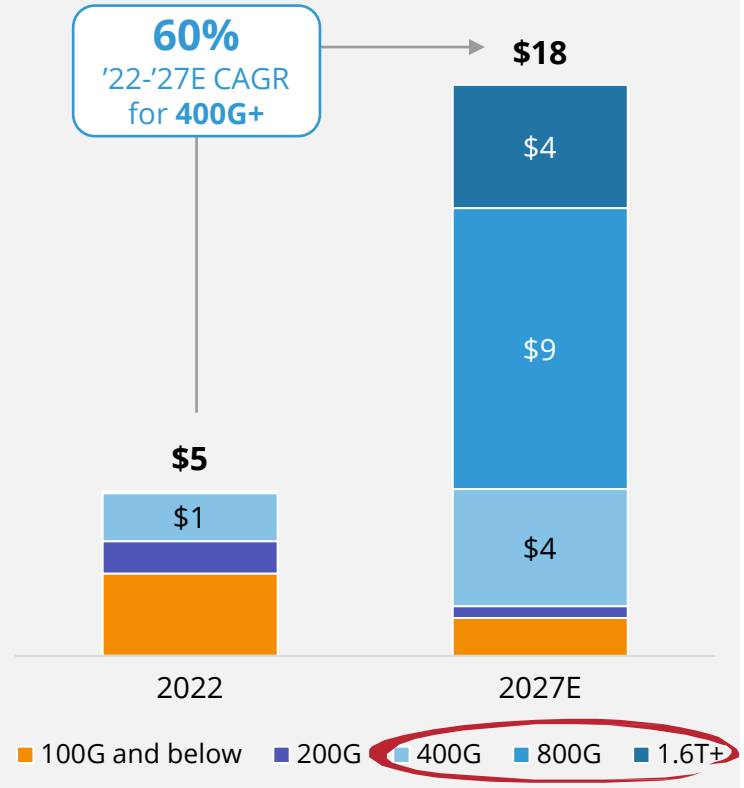

1. Dell'Oro and Marvell Custom AI Investor Event Presentation (June 2025).
2. Includes Data Center revenue of Nvidia, Data Center revenue of AMD, Data Center revenue of Marvell, and Networking and Server Storage Connectivity revenue of Broadcom. Projections based on FactSet consensus estimates as of 6/15/25. Historical and projected figures are based on Nvidia, Marvell and Broadcom revenue for full fiscal year ending January or October, as applicable, in lieu of calendar year.
3. LightCounting Optical Components Market Forecast (April 2025).

Precision Timing is Foundational to AI Infrastructure

AI Compute & Networking Requirements Continue to Rise…

1,000x AI Compute in 8 Years (1)

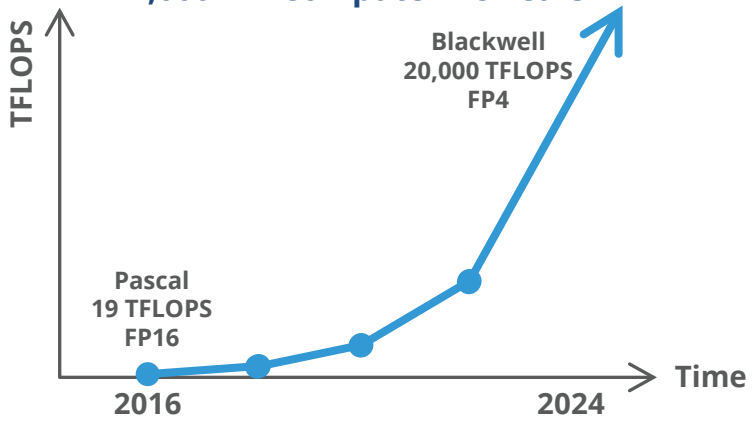

Networking Speeds Have Been Doubling Every 2 Years (2)

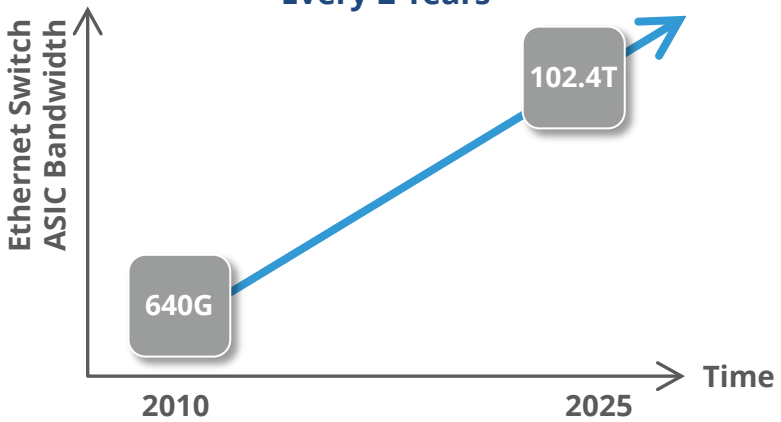

… Leading to Challenges in Timing

- Higher Speeds Require Lower Jitter and Latency
- Temperature Spikes
- Increased Noise
- Volume and Supply Chain Challenges

How SiTime Wins

- High Performance
- Environmental / Heat Resilience
- MEMS, Analog, and Systems Innovation
- Programmability, Optimized Manufacturing

Note: Charts are for illustrative purposes only and are not drawn to scale.

1. Nvidia Investor Presentation (August 2024).
2. Broadcom "Enabling AI Infrastructure" Investor Meeting (March 2024); Broadcom press release: Broadcom Ships Tomahawk 6: World's First 102.4 Tbps Switch (June 2025).

SiTime Products are Widespread in the AI Data Center – $1.2B SAM (1)

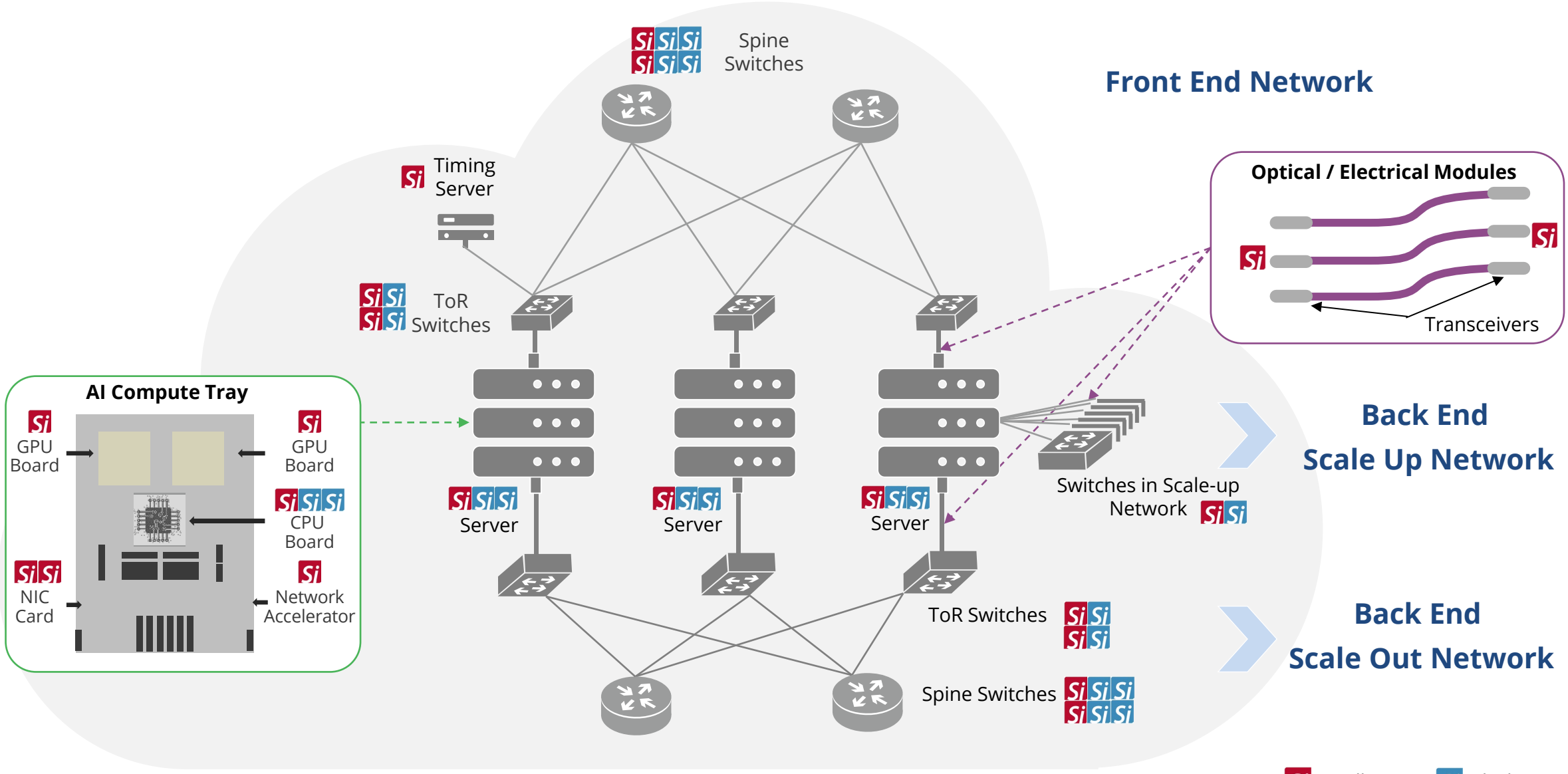

1. Based on SiTime internal estimates of serviceable addressable volume of each timing product informed by Dedalus Consulting market forecasts and SiTime internal data.

Engagements with AI Leaders Across the Supply Chain

		SiTime Engagements
	**Hyperscalers**	**Engaged with 4 top hyperscalers on system architecture, new product definition or supply chain**
	**System OEMs**	**Engaged with 9 top system OEMs on system design or shipments**
	**Modules / Interconnects**	**Engaged with 25 top Modules / Interconnects players worldwide, leadership in 800G shipments and 1.6T designs**
	**xPUs and Other Semiconductors**	**Engaged with 8 top xPU and other semiconductor vendors for reference designs or next generation architecture definition**

Winning in Automotive, Industrial and Aerospace

Key Applications


ADAS COMPUTER


AUTOMOTIVE CAMERAS


INDUSTRIAL MACHINERY

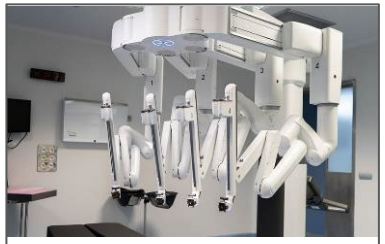
MEDICAL ELECTRONICS


DRONES


SATELLITE COMMS

Industry Growth Drivers

Automotive – 100% of vehicles expected to be connected by 2035 (1)

Aerospace – 7x growth in global satellite market size from 2024 through 2035 (2)

Defense – $250B opportunity in building modernized defense technology frontier (3)

Why SiTime Precision Timing?

High reliability and flexible supply chain

High environmental resilience

1. Estimate by Boston Consulting Group.
2. Estimate by Goldman Sachs: The global satellite market is forecast to become seven times bigger (March 2025).
3. Estimate by McKinsey: Creating a modernized defense technology frontier (February 2025).

Winning in Mobile, IoT and Consumer

Key Applications


SMARTPHONE


SMART WATCH


STYLUS & TABLETS


AR / VR


HEADPHONES


HEALTH TRACKER

Industry Growth Drivers

- Increasing functionality
- Smaller size
- Billions of internet-connected devices

Why SiTime Precision Timing?

- Critical enabler of next-gen modem technology
- Ultra-small size
- Long battery life

Deep History of Innovation Builds High Barriers to Entry

A leader in silicon-based precision timing with unique capabilities and 197 (1) patents

Silicon MEMS

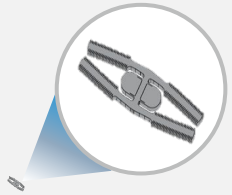

- 6th generation silicon MEMS Process
- Proprietary simulation tools, 2-year development acceleration (2)
- Leading supplier of MEMS timing devices, 3.5B units shipped (3)

Programmable Analog Circuits



- 7th generation circuits
- Up to 5x better than quartz OCXO in combination of power, size, performance and resilience metrics (2)
- Up to 5x better stability in TCXOs (2)

Systems / Package / Software

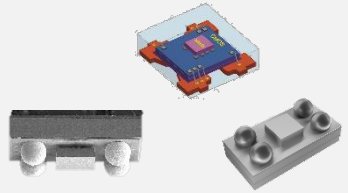

- 10 SiTime-developed packages
- Up to 50x better resilience (2)
- Optimized testing with up to 2x better throughput (2)
- 1588 Sync software – up to 9x better time accuracy (2)

1. Includes 139 issued U.S. patents, 48 pending U.S. patent applications (including 12 provisional applications), 5 foreign issued patents, and 5 pending foreign patent applications as of March 31, 2025.
2. Based on SiTime internal estimates.
3. Represents cumulative units shipped since inception.

Differentiated Supply Chain Management and Product Availability

Business and Supply Chain Challenges	How SiTime Wins
Ability to meet demand and supply chain shocks	Programmability and scalability
Different vendors for oscillators, clocks, resonators, software	Integrated, system-level offerings
Long lead times for custom timing products	Efficient design cycles
Quality and reliability challenges	High performance and reliability
Lack of timing expertise and focus	Specialized technical expertise and support

Capitalizing on Strong Revenue Growth and Operating Leverage

Revenue ($M)

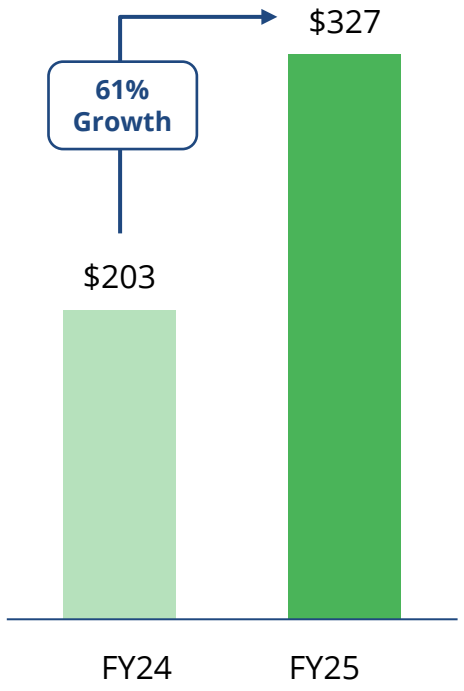

Non-GAAP Income (Loss) From Operations ($M)

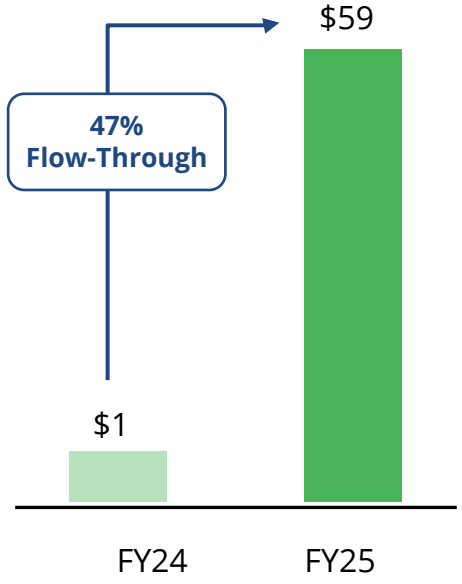

Non-GAAP R&D % of Revenue

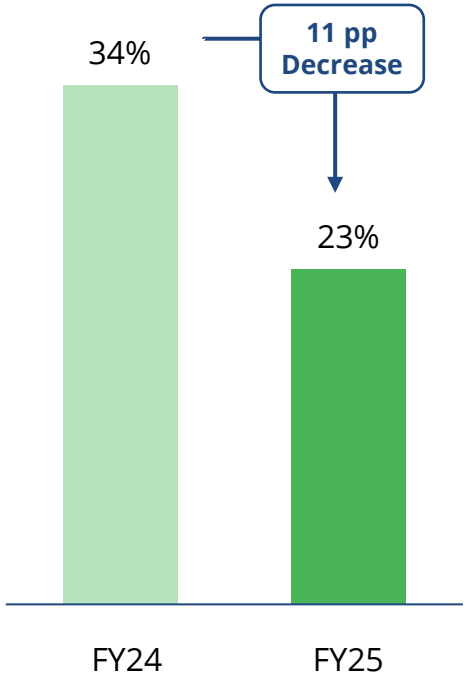

Non-GAAP SG&A % of Revenue

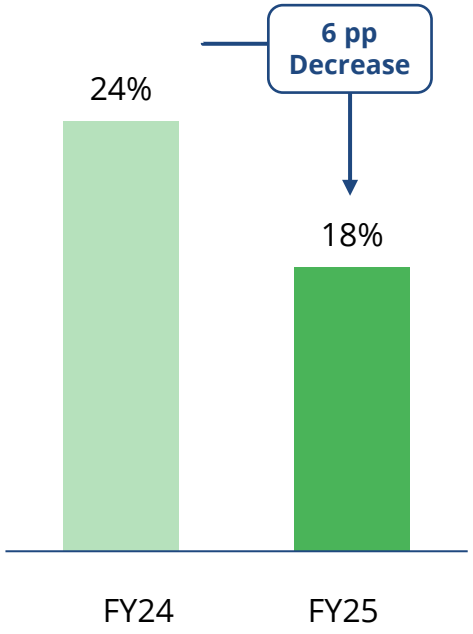

Note: Financials above based on Non-GAAP figures, please see Appendix for reconciliations to the most comparable GAAP figures.

Multiple Vectors for Future Growth Building on History of Consistent Execution

Strong Revenue Growth Momentum

>40% YoY growth for the last nine fiscal quarters

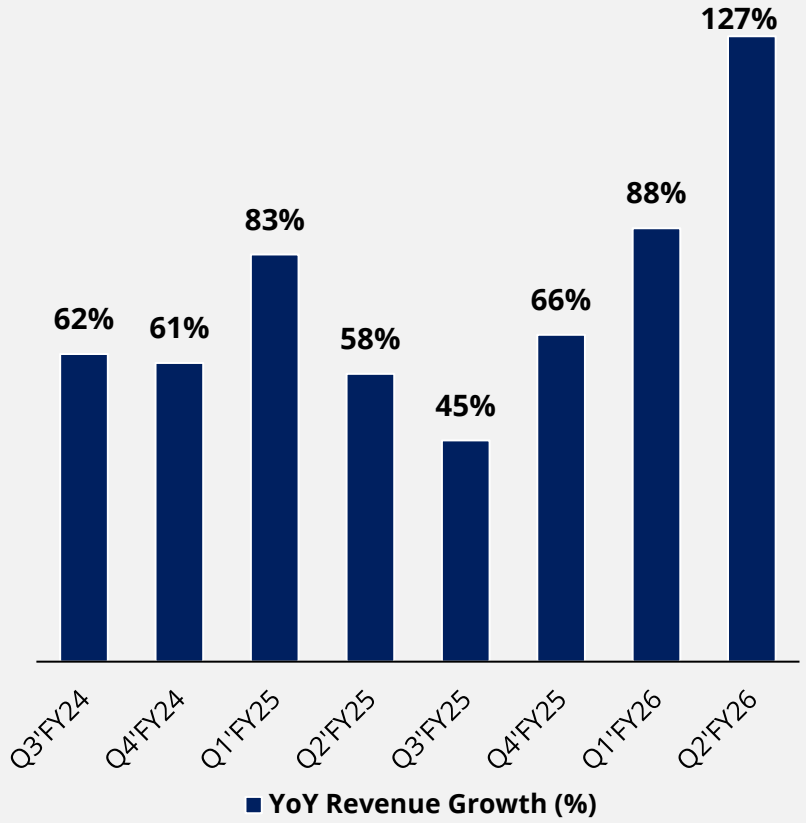

Investment Highlights: Diversified Timing Pureplay

- SAM expansion opportunity across end markets led by AI
- Expanding product portfolio with integrated solutions
- Increasing ASP and value proposition in high-performance applications
- Increased timing content, more use cases for timing



Appendix

Reconciliation of GAAP to Non-GAAP Results

($M)	2024	2025
Revenue	**$202.7**	**$326.7**
GAAP Gross Profit	$104.5	$175.0
Amortization of Acquired Intangibles	$11.9	$15.4
Stock-based Compensation	$1.7	$3.1
Non-GAAP Gross Profit	**$118.0**	**$193.5**
GAAP R&D Expenses	$106.9	$118.9
Stock-based Compensation	($37.9)	($42.5)
Non-GAAP R&D Expenses	**$68.9**	**$76.4**
GAAP SG&A Expenses	$102.2	$116.5
Stock-based Compensation	($53.0)	($57.9)
Acquisition-related Integration Costs	($0.6)	--
Non-GAAP SG&A Expenses	**$48.6**	**$58.6**

Reconciliation of GAAP to Non-GAAP Results (Cont'd)

($M)	2024	2025
GAAP Income (Loss) From Operations	**($115.2)**	**($67.0)**
Amortization of Acquired Intangibles	$11.9	$15.4
COGS Stock-based Compensation	$1.7	$3.1
R&D Stock-based Compensation	$37.9	$42.5
SG&A Stock-based Compensation	$53.0	$57.9
Acquisition-related Integration Costs	$0.6	--
Acquisition-related Costs	$10.7	$6.6
Non-GAAP Income (Loss) From Operations	**$0.6**	**$58.6**